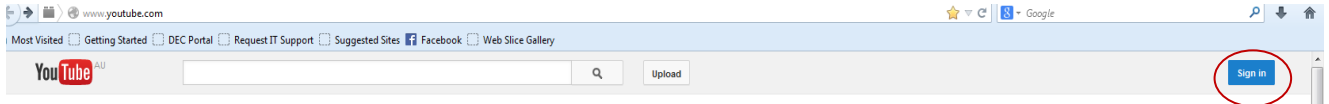
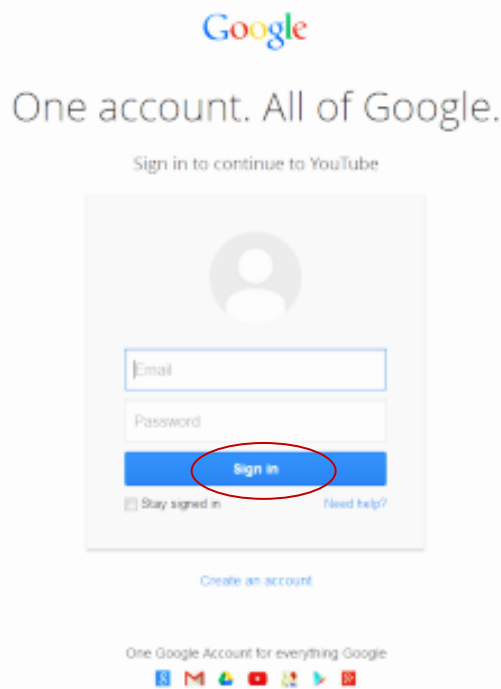


# How to upload footage to YouTube

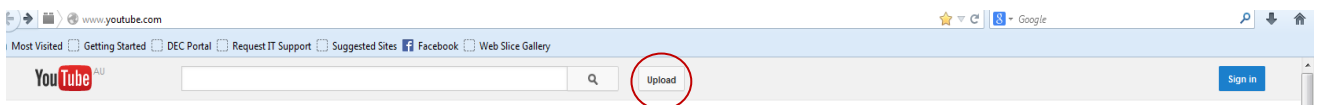
- 1) Go to [www.youtube.com](http://www.youtube.com) and click 'Sign In':



- 2) 'Sign In' or 'Create an Account' if you don't already have one:



- 3) Select 'Upload'



- 4) Follow the instructions onscreen to upload your video.
- 5) Once uploaded, on the privacy settings select 'unlisted (anyone with the link can view)'. This is important as selecting this setting means that the general public can't view the link. Once you have done this, ensure you select 'Save Changes'. **Do not select 'Private'**.
- 6) When this is finished, you will be given a URL for your video. Copy this URL and submit following the email instructions.
- 7) We will contact you if we don't receive your YouTube link or are unable to view it. Due to the volume of applications, we are unable to confirm receipt of every video link.