

Film festivals: Upload your film using Hightail

1. **Follow the link on the application form** to go straight to the Hightail page

Applicant details

Please enter the details of the teacher or student submitting a film.

First name *	Last name *
<input type="text"/>	<input type="text"/>
Email *	Confirm email *
<input type="text"/>	<input type="text"/>

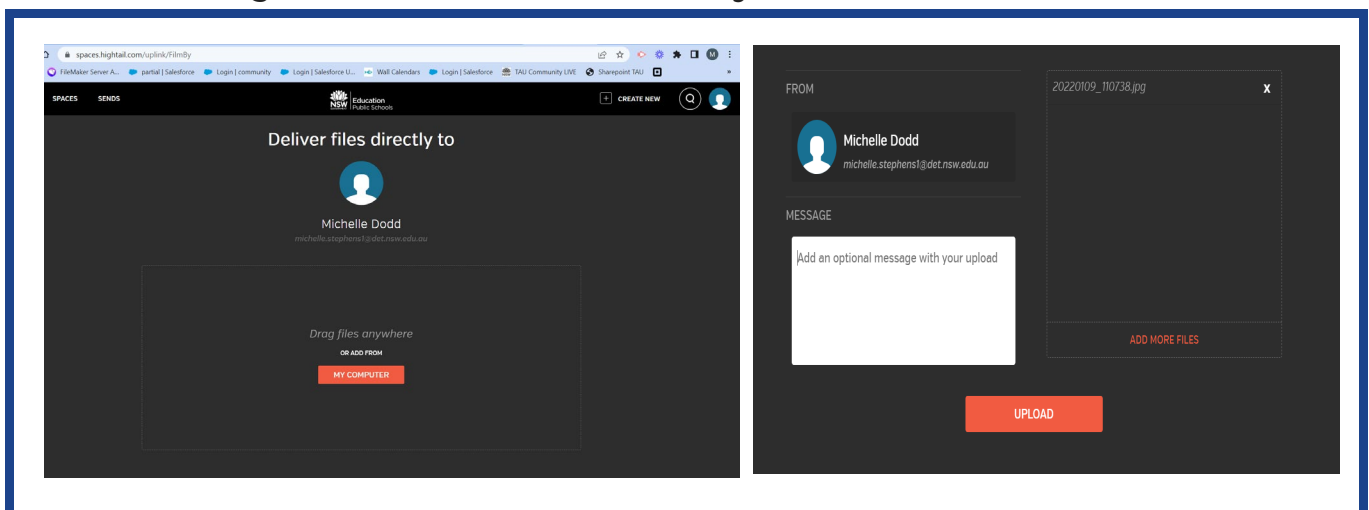
This is the email we will use to contact you. Please ensure that it is correct.

2. **Drag and drop your film file or add your file from 'my computer'.**

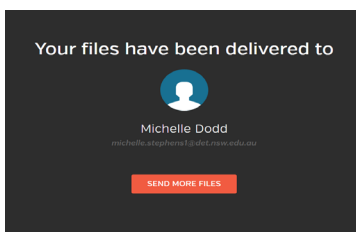
Name your file so it is the **name of the film** when it is submitted. i.e. your film is called "Crazy Clowns" so the file is called CrazyClowns.MP4

When the message section appears **make sure your name and email are correct.**

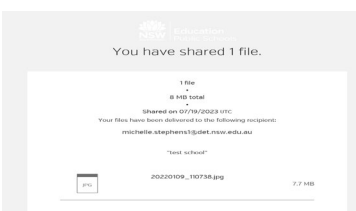
In the message section **write the name of your school**



3. You will then see a confirmation screen to say that your film has been sent.



You will also receive an email to say that you have shared a file. If you wish to submit another film you can "send more files" and submit another.



Please be aware that you need to create a new application form for each individual film submitted.

Help & support

- Please contact filmby@det.nsw.edu.au for help with both CAPture and Film By